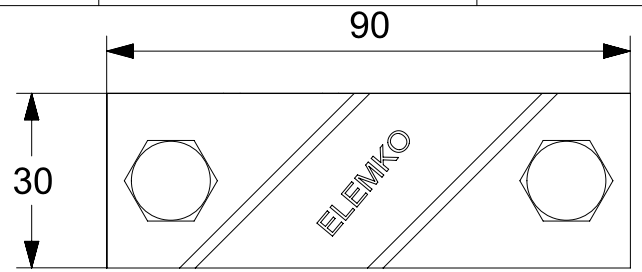
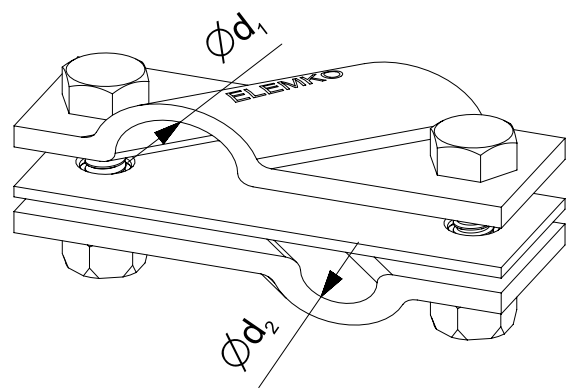


1 2 3 4 5 6

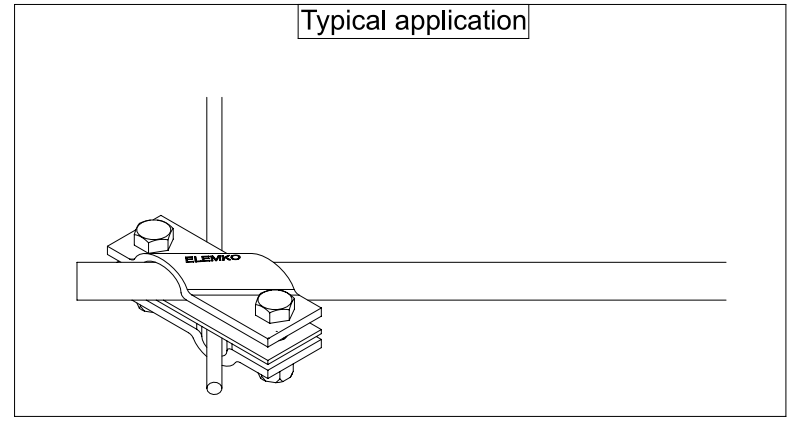


Description

Clamp, tested according to IEC EN 62561-1, Class "H" (Heavy duty), for use in air termination, down conductor and earthing system. The clamp is suitable for connecting solid round or stranded conductors. The clamp is composed out of two external plates with dimensions 90x30x4mm and one intermediate plate with dimensions 90x30x2mm. The tightening is achieved by two bolts M8x30mm and two nuts M8.



Typical application



Description	Raw material	Item code	$\phi d_1 / d_2$	Optional conductor (Round / Lead in rod)
Cross and 'T' connector	St/tZn	62 08 008 (St/tZn screws)	8-10 / 8-10	64 00 011 / 64 00 108
		62 01 610 (St/tZn screws)	8-10 / 16	64 00 011 / 64 00 350
		62 08 020 (St/tZn screws)	8-10 / 20	64 00 011 / 63 02 015
		62 08 620 (St/tZn screws)	16 / 20	64 00 350 / 63 02 015
		62 08 009 (SSt/V2A screws)	8-10 / 8-10	64 00 011 / 64 00 108
		62 01 611 (SSt/V2A screws)	8-10 / 16	64 00 011 / 64 00 350
		62 08 021 (SSt/V2A screws)	8-10 / 20	64 00 011 / 63 02 015
		62 08 621 (SSt/V2A screws)	16 / 20	64 00 350 / 63 02 015



Title:
Cross and 'T' connector

FIRST ISSUED	June 2016
DRAWN BY	Dionysopoulos G.
CHECKED BY	Kokkinos N.
APPROVED BY	Kokkinos N.
SCALE	None
ISSUANCE DATE	July 2021

Model
62 0x 0xx - 62 0x 6xx

www.elemko.gr elemko@elemko.gr

All dimensions in mm

1 2 3 4 5 A4