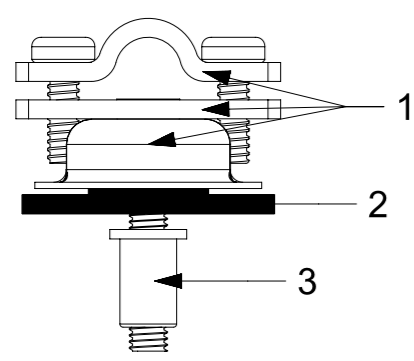
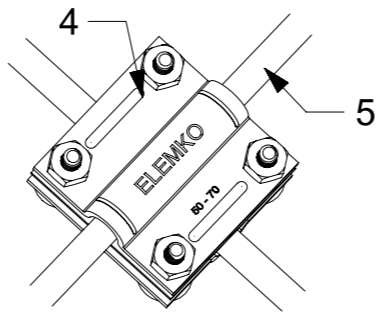


Detail C
 Cross and "T" connector $\varnothing 8 - 10 / \varnothing 16\text{mm}$ (7) with tightening torque 13 Nm with air terminal rod to be mounted on flat surface (6) and round conductor (5)



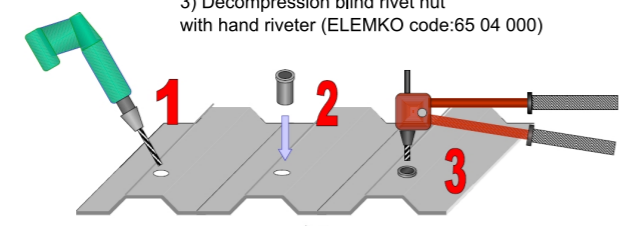
Detail A
 Conductor fastener (1) with tightening torque 3,5 Nm with sealing washer (2), and blind rivet nut (3)



Detail B
 "T" connection clamp (4) $\varnothing 8-10\text{mm}$ with tightening torque 9 Nm and round conductor (5)

At picture you can see the installation of blind rivet nut:

- 1) Drilling the metal panel
- 2) Install the blind rivet nut
- 3) Decompression blind rivet nut with hand riveter (ELEMKO code:65 04 000)



ITEM	DESCRIPTION	DETAIL	For conductor	STANDARD
			Aluminium (Al)	IEC EN
1	Conductor fastener	A	61 41 100	62561 - 4
2	Sealing washer	A	61 03 201	-
3	Blind nut	A	65 04 403	-
4	"T" connection clamp	B	62 01 810	62561 - 1
5	Round conductor	B,C	64 40 008	62561 - 2
6	Air terminal rod	C	64 40 506	62561 - 2
7	Cross and "T" connector	C	62 48 115	62561 - 1



FIRST ISSUED	October 2017	Title :
DRAWN BY	Dionysopoulos G.	
CHECKED BY	Papageorgiou T.	DRG NO.
APPROVED BY	Kokkinos D.	056-1
SCALE	None	http://www.elemko.gr elemko@elemko.gr
ISSUANCE DATE	October 2017	

<http://www.elemko.gr> elemko@elemko.gr

All dimensions in mm

SHEET 1 OF 1

A3